

Reksa Dana Syariah Principal Islamic Asia Pacific Equity Syariah (USD)



Equity Fund
Fund Fact Sheet
28-Mar-2024

Product Information

Effective Date	24-Feb-2016
No. of Effective Statement	S-71/D.04/2016
Inception Date	01-Jun-2016
Currency	USD
Custodian Bank	Standard Chartered Bank
NAV Per Unit	USD 0.9954647
AUM	USD 7.09 MN
Minimum Initial Investment	USD 10,000.00
Number of Offered Units	Max. 1,000,000,000.00 Offered Units
Valuation Period	Daily
Subscription Fee	Max. 1.00 %
Redemption Fee	Max. 1.00 %
Switching Fee	Max. 1.00 %
Management Fee	Max. 2.50 % per annum
Custodian Fee	Max. 1.00 % per annum
ISIN Code	IDN000231800
Fund's Account Number *	SCB A/C. 30610112764

* For more information, please refers to Fund's prospectus

Fund's Benefit

- Professional management
- Benefits of Economic of Scale
- Investment Value Growth
- Ease of Investment Disbursement
- Compliance with Sharia Principles

Main Risk Factor

- Risk of Changes in Economic and
- Risk of Default
- Risk of Liquidity
- Risk of Diminishing of Net Asset Value of
- Risk of Regulatory Changes
- Risk of dissolution and liquidation

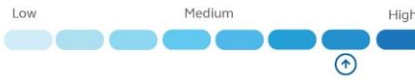
Investment Objective

Obtaining a long-term favorable and optimal investment returns, but still providing an adequate income through investments in Sharia Equity-Based Securities issued by any corporations, and sold in a Public Offering and/or traded in any Stock Exchanges, both onshore of offshore, and other Sharia Securities in accordance with Sharia Principles in the Capital Market.

Fund Manager's Comment

In March 2024, the MSCI Asia Pacific Islamic ex Japan Index (MIAPJ) closed higher by 5.1%. Taiwan, South Korea and Australia were the best performers. On the other hand, Indonesia and Thailand were recorded the top laggards. On sectoral basis, Communication Services and Healthcare were the sectors that recorded negative return while Information Technology became the top performer due to the strong sentiment for the A.I related industry. Taiwan Semiconductor Manufacturing Company and Samsung Electronics Co Ltd were among the top leaders, while LG Corp and Nan Ya Plastic Corp were among the laggards.

Risk Classification



Risk Classification Description

High volatility with high investment growth potential

Top 10 Securities in Portfolio (%)

ASML HOLDING N.V.	EQ	5.47%
BAJAJ AUTO LTD	EQ	3.09%
FAST RETAILING CO LTD	EQ	2.60%
KIA CORPORATION	EQ	2.92%
LINDE PLC	EQ	2.62%
RELIANCE INDUSTRIES LTD	EQ	8.29%
SAMSUNG ELECTRONICS CO. LTD	EQ	8.44%
SYNOPTIS INC	EQ	4.03%
TAIWAN SEMICONDUCTER MANUF	EQ	10.18%
TITAN CO LTD	EQ	2.57%

*EQ: Equity, FI: Fixed Income, MM: Money Market

Geographics Allocation

India	29.33%
United States	28.14%
Korea	15.62%
Taiwan	14.00%
Japan	5.74%
Australia	4.72%
Singapore	1.46%
Hong Kong	1.00%

Investment Policy

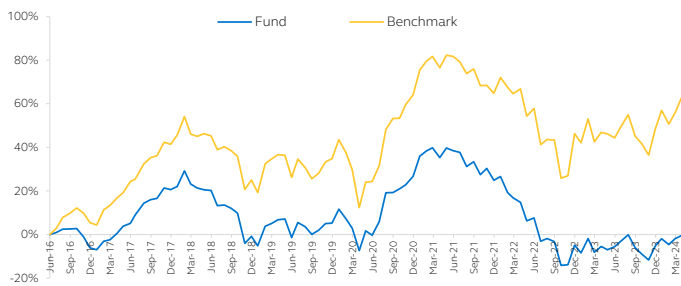
Equity Sharia	Min. 80%
Bonds Sharia	Max. 20%
Money Market Sharia	Max. 20%

Fund Allocation

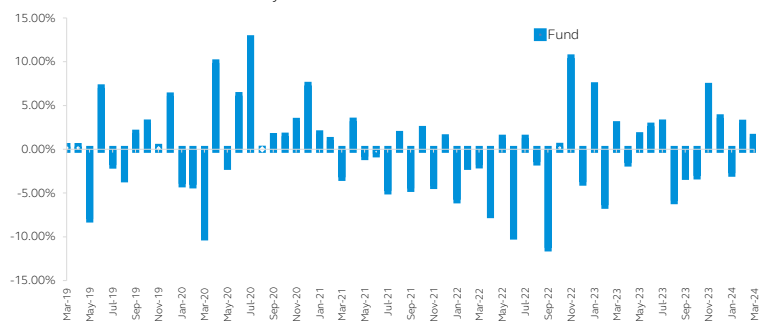
Equity Sharia	72.77%
Bonds Sharia	
Money Market Sharia*	27.23%

*Include Cash and equivalent

Fund Performance Since Inception



Monthly Performance in the Last 5 Years



Performance Since Inception

	Highest Monthly	Jul-2020	12.62%	Performance	YTD	1 Month	3 Months	6 Months	1 Year	3 Years	5 Years	Since Inception
Lowest Monthly Performance	Oct-2018	-12.56%	Fund	1.52%	1.37%	1.52%	9.29%	5.35%	-26.43%	-6.78%	-0.45%	
			Benchmark *	3.71%	4.37%	3.71%	14.83%	10.85%	-7.79%	19.14%	62.82%	

*Fund performance Benchmark 100% MSCI AC Asia Pacific ex Japan Islamic Index (USD)

About Principal Asset Management

PT Principal Asset Management (formerly known as PT CIMB-Principal Asset Management), is a joint venture between Principal Financial Group®, a member of the FORTUNE 500® and a Nasdaq-listed global financial services and CIMB Group Holdings Berhad, one of Southeast Asia's leading universal banking groups. Principal offers a wide variety of solutions to help people and companies in building, protecting and advancing their financial well-being with the company's discretionary mandates and asset management expertise. With innovative ideas and real-life solutions, the company help achieving financial progress towards a more secure financial future possible for clients of all income and portofolio sizes. PT Principal Asset Management has obtained a business license from Financial Services Authority (OJK) as an Investment Manager based on the Decree of the Chairman of BAPEPAM Number: KEP-05 / PM / MI / 1997 dated May 7, 1997.

About The Custodian Bank

Standard Chartered Bank, Jakarta Branch has a license from the OJK to operate as a custodian in the capital market based on BAPEPAM Chairman Decision No. Kep 35/PM.WK/1991 dated 26 June 1991, and Standard Chartered Bank is registered and supervised by the OJK. Standard Chartered Securities Services started operations in Indonesia in 1991 as the first foreign Custodian Bank to be awarded with the license from BAPEPAM (now OJK) and started fund services since 2004 which has grown very rapidly until now as one of the major fund services providers and is quite calculated in the local market.

Mutual Fund Ownership

Based on the prevailing OJK regulations, confirmation letters for the implementation of transaction, purchases, transfer and redemption of mutual fund participation units are legal proprietary letters issued and set by custodian bank. Unit holders can see mutual fund ownership through the address <https://Akses.ksei.co.id>.

Futher information related to the Fund Prospectus can be accessed through our site: www.principal.co.id

Disclaimer

INVESTING THROUGH MUTUAL FUNDS CARRIES RISKS. BEFORE DECIDING TO INVEST, POTENTIAL INVESTORS ARE REQUIRED TO READ AND UNDERSTAND THE PROSPECTUS. PAST PERFORMANCE DOES NOT GUARANTEE/ REFLECT ANY INDICATION OF FUTURE PERFORMANCE. THE FINANCIAL SERVICES AUTHORITY DOES NOT PROVIDE A STATEMENT APPROVING OR DISAPPROVING OF THIS EFFECT, NOR DOES IT STATE THE CORRECTNESS OR ADEQUACY OF THE CONTENTS OF THE PROSPECTUS OF THIS MUTUAL FUND. ANY STATEMENT TO THE CONTRARY THEREOF IS AN UNLAWFUL ACT.

Mutual funds are Capital Market products and not products issued by Selling Agents/Banks. Mutual Fund Selling Agents are not responsible for the demands and risks of mutual fund portfolio management carried out by the Investment Manager. This product information summary does not replace the Mutual Fund Prospectus and is prepared by PT Principal Asset Management only for informational needs and does not constitute a form of offer to buy or a request to sell. All information contained in this document is presented correctly. If necessary, investors are advised to seek a professional opinion before making an investment decision. Past performance is not necessarily a clue to future performance, nor is it an estimate made to give an indication of its future performance or tendencies. PT Principal Asset Management as an Investment Manager registered and supervised by OJK.

PT Principal Asset Management
Revenue Tower, District 8, Lantai 5 Jl. Jend. Sudirman No.52-53 Jakarta 12190
Telepon : +(6221) 5088 9988 Fax : +(6221) 5088 9999
Website: www.principal.co.id

Find us on:
[@principal.id](https://www.principal.id)
Principal Indonesia
Principal Indonesia

