

Reksa Dana Syariah Principal Islamic ASEAN Equity Syariah (USD)



Equity Fund
Fund Fact Sheet
28-Mar-2024

Product Information

Effective Date	05-Dec-2022
No. of Effective Statement	S-1076/PM.21/2022
Inception Date	11-Apr-2023
Currency	USD
Custodian Bank	Standard Chartered Bank
NAV Per Unit	USD 0.905336
AUM	USD 2.35 MN
Minimum Initial Investment	USD 10,000.00
Number of Offered Units	Max. 1,000,000,000.00 Offered Units
Valuation Period	Daily
Subscription Fee	Max. 1.00 %
Redemption Fee	Max. 1.00 %
Switching Fee	Max. 1.00 %
Management Fee	Max. 2.50 % per annum
Custodian Fee	Max. 0.25 % per annum
ISIN Code	IDN000495900
Fund's Account Number *	SCB A/C. 306-81676237

* For more information, please refers to Fund's prospectus

Fund's Benefit

- Professional management
- Indication of more attractive returns
- Ease of Investment Disbursement
- Benefits of Economies of Scale
- Investment Value Growth
- Compliance with Sharia Principles

Main Risk Factor

- Risk of Default
- Risk of Liquidity
- Risk of dissolution and liquidation
- Risk of Changes in Political Conditions
- Risk of Diminishing of Net Asset Value
- Risk of Exchange Rate

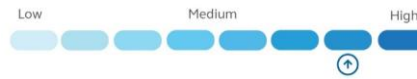
Investment Objective

Obtain capital growth in the medium to long term through investment in equity Sharia Securities issued by corporations and sold in Public Offering and/or traded on the Stock Exchange both at domestic and abroad, as well as in other Sharia Securities in accordance with Sharia Principles in the Capital Market.

Fund Manager's Comment

In March 2024, the MSCI ASEAN Index (MISO) decreased by 0.9%. Singapore and Thailand were the only country that registered a positive return during the month while Indonesia was the worst performer. On sectoral basis, Consumers Staples and Utilities were the top gainers while Communication Services was the biggest laggard. Singapore Telecommunications and Tenaga National Bhd were among the top gainers while Telkom Indonesia and Maxis Bhd was among the top laggards.

Risk Classification



Risk Classification Description

High volatility with high investment growth potential

Top 10 Securities in Portfolio (%)

AIRPORTS OF THAILAND	EQ	2.74%
BANGKOK DUSIT MEDICAL SERVICE	EQ	6.59%
FPT CORP	EQ	4.02%
MAP AKTIF ADIPERKASA PT	EQ	3.50%
PETRONAS CHEMICALS GROUP BHD	EQ	2.74%
PRESS METAL ALUMINIUM HLDG BHD	EQ	3.61%
PTT EXPLORATION	EQ	3.47%
SIAM GLOBAL HOUSE PCL	EQ	2.53%
SINGAPORE TELECOMMUNICATIONS	EQ	8.38%
TENAGA NASIONAL BHD	EQ	4.04%

*EQ: Equity, FI: Fixed Income, MM: Money Market

Geographics Allocation

Malaysia	36.93%
Thailand	21.13%
Indonesia	18.79%
Singapore	11.69%
Vietnam	11.46%

Investment Policy

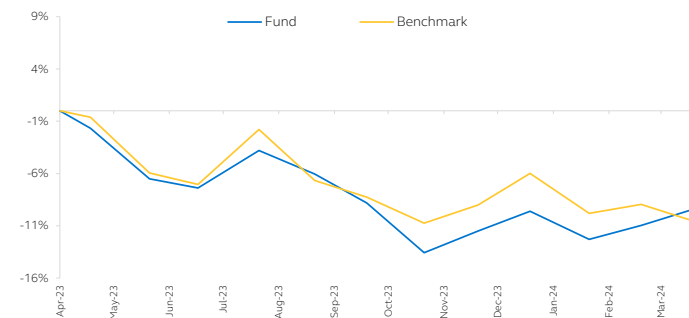
Equity Sharia	80%-100%
Bonds Sharia	0%-20%
Money Market Sharia	0%-20%

Fund Allocation

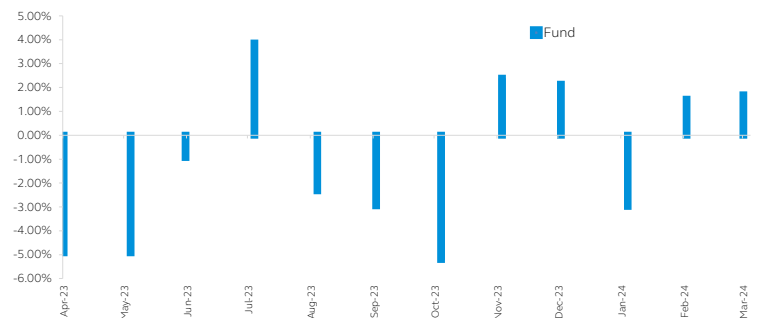
Equity Sharia	91.27%
Bonds Sharia	
Money Market Sharia*	8.73%

*Include Cash and equivalent

Fund Performance Since Inception



Monthly Performance in the Last 5 Years



Performance Since Inception

	Jul-2023	Performance	YTD	1 Month	3 Months	6 Months	1 Year	3 Years	5 Years	Since Inception
Highest Monthly	3.86%									
Lowest Monthly	Oct-2023									
Performance										
YTD										
1 Month										
3 Months										
6 Months										
1 Year										
3 Years										
5 Years										
Since Inception										
Fund			0.15%	1.69%	0.15%	-0.71%	0.00%	-	-	-9.47%
Benchmark *			-4.79%	-1.70%	-4.79%	-2.43%	0.00%	-	-	-10.49%

*Fund performance Benchmark 100% MSCI AC ASEAN Islamic Index

About Principal Asset Management

PT Principal Asset Management (formerly known as PT CIMB-Principal Asset Management), is a joint venture between Principal Financial Group®, a member of the FORTUNE 500® and a Nasdaq-listed global financial services and CIMB Group Holdings Berhad, one of Southeast Asia's leading universal banking groups. Principal offers a wide variety of solutions to help people and companies in building, protecting and advancing their financial well-being with the company's discretionary mandates and asset management expertise. With innovative ideas and real-life solutions, the company help achieving financial progress towards a more secure financial future possible for clients of all income and portofolio sizes. PT Principal Asset Management has obtained a business license from Financial Services Authority (OJK) as an Investment Manager based on the Decree of the Chairman of BAPEPAM Number: KEP-05 / PM / MI / 1997 dated May 7, 1997.

About The Custodian Bank

Standard Chartered Bank, Jakarta Branch has a license from the OJK to operate as a custodian in the capital market based on BAPEPAM Chairman Decision No. Kep 35/PM.WK/1991 dated 26 June 1991, and Standard Chartered Bank is registered and supervised by the OJK. Standard Chartered Securities Services started operations in Indonesia in 1991 as the first foreign Custodian Bank to be awarded with the license from BAPEPAM (now OJK) and started fund services since 2004 which has grown very rapidly until now as one of the major fund services providers and is quite calculated in the local market.

Mutual Fund Ownership

Based on the prevailing OJK regulations, confirmation letters for the implementation of transaction, purchases, transfer and redemption of mutual fund participation units are legal proprietary letters issued and set by custodian bank. Unit holders can see mutual fund ownership through the address <https://Akses.ksei.co.id>.

Futher information related to the Fund Prospectus can be accessed through our site: www.principal.co.id

Disclaimer

INVESTING THROUGH MUTUAL FUNDS CARRIES RISKS. BEFORE DECIDING TO INVEST, POTENTIAL INVESTORS ARE REQUIRED TO READ AND UNDERSTAND THE PROSPECTUS. PAST PERFORMANCE DOES NOT GUARANTEE/ REFLECT ANY INDICATION OF FUTURE PERFORMANCE. THE FINANCIAL SERVICES AUTHORITY DOES NOT PROVIDE A STATEMENT APPROVING OR DISAPPROVING OF THIS EFFECT, NOR DOES IT STATE THE CORRECTNESS OR ADEQUACY OF THE CONTENTS OF THE PROSPECTUS OF THIS MUTUAL FUND. ANY STATEMENT TO THE CONTRARY THEREOF IS AN UNLAWFUL ACT.

Mutual funds are Capital Market products and not products issued by Selling Agents/Banks. Mutual Fund Selling Agents are not responsible for the demands and risks of mutual fund portfolio management carried out by the Investment Manager. This product information summary does not replace the Mutual Fund Prospectus and is prepared by PT Principal Asset Management only for informational needs and does not constitute a form of offer to buy or a request to sell. All information contained in this document is presented correctly. If necessary, investors are advised to seek a professional opinion before making an investment decision. Past performance is not necessarily a clue to future performance, nor is it an estimate made to give an indication of its future performance or tendencies. PT Principal Asset Management as an Investment Manager registered and supervised by OJK.

PT Principal Asset Management
Revenue Tower, District 8, Lantai 5 Jl. Jend. Sudirman No.52-53 Jakarta 12190
Telepon : +(6221) 5088 9988 Fax : +(6221) 5088 9999
Website: www.principal.co.id

Find us on:
[@principal.id](https://www.principal.id)
Principal Indonesia
Principal Indonesia

